

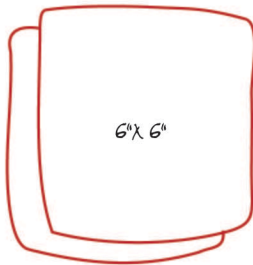
crooked coasters

pattern by the long thread

supplies for 6 coasters:

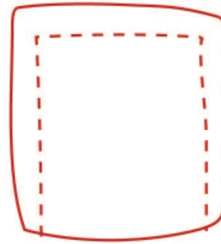
1/2 yard fabric (18" x 24")

1/4 yard quilt batting




step 1:

- cut 12 squares of fabric.
- cut 6 squares of 5" x 5" batting.



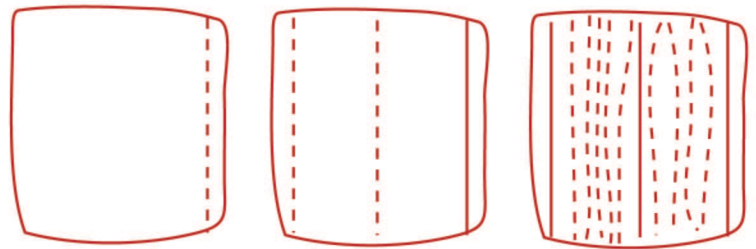
step 2:

- right sides together, sew around 3 sides with 1/2" seam allowance.
- trim corners.
- press seams open.
- turn right sides out.
- fold opening under 1/2" and press.



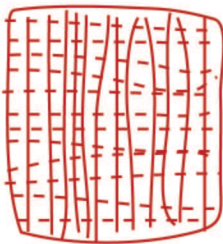
step 3:

- insert quilt batting, making sure it fits into all corners and lays flat.
- pin opening



step 4:

- sew opening closed.
- sew straight lines vertically, beginning in the center.
- sew crooked lines in between spaces.



step 5:

- sew lines horizontally across.

the
long thread

For personal use only. Thanks.